




NATIONAL AQUARIUM OF NEW ZEALAND

Create a food web! Choose and draw six marine organisms from the rocky shore tank and draw lines between them showing energy flows (what eats what!) Can you guess whether your organisms are carnivores, omnivores, herbivores or decomposers / scavengers?



| | |
|--|--------------------------------|
| Name of Animal: | Adaptations |
| Sketch of animal: | Adapted Body Part: |
| | What it is adapted for: |
| Describe the habitat you think the animal lives in: <hr/> <hr/> <hr/> <hr/> | |
| What food do you think it eats and what methods does it use to obtain this food: <hr/> <hr/> <hr/> <hr/> | |
| Describe how you think the animal avoids being eaten: <hr/> <hr/> <hr/> <hr/> | |